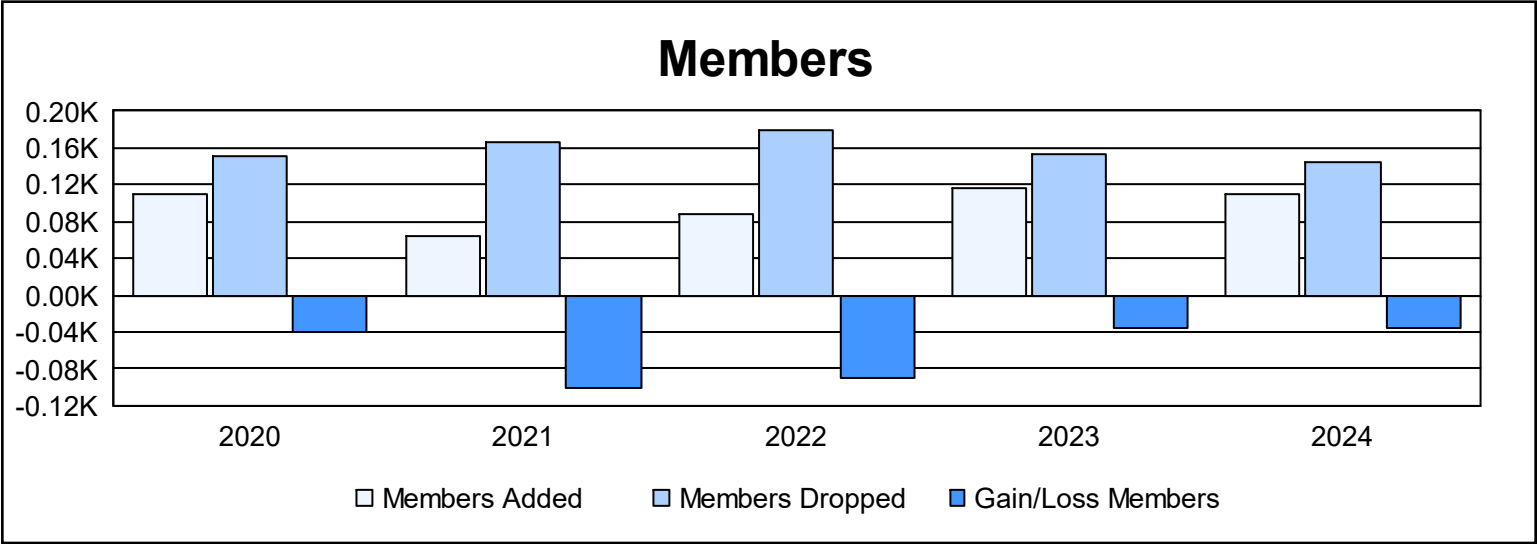
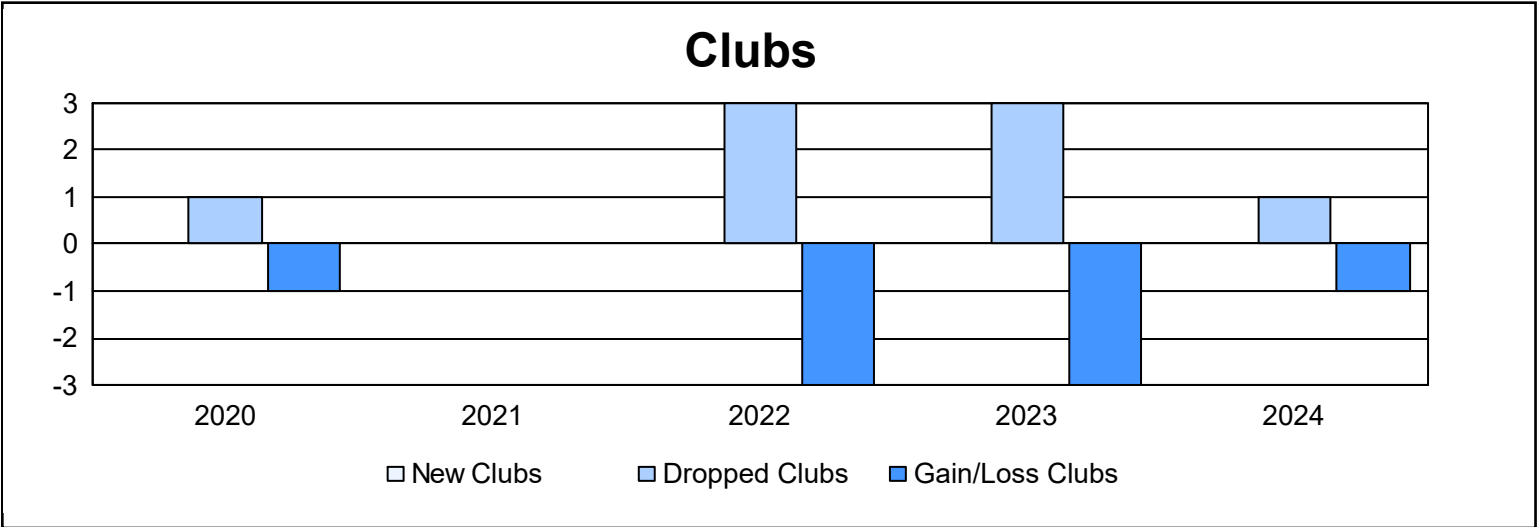
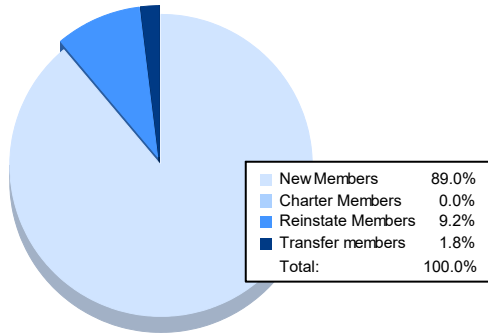


Year	New Clubs	Dropped Clubs	Gain/ Loss Clubs	New Members	Charter Members	Reinstate Members	Transfer Members	Total Member Added	Total Members Dropped	Gain/ Loss Members
2019-2020	0	1	-1	82	11	12	5	110	151	-41
2020-2021	0	0	0	50	0	4	11	65	166	-101
2021-2022	0	3	-3	71	0	14	4	89	179	-90
2022-2023	0	3	-3	91	1	4	21	117	153	-36
2023-2024	0	1	-1	97	0	10	2	109	144	-35
Average	0	2	-2	78	2	9	9	98	159	-61



### Membership Composition June 2024 Cumulative



### Gender Composition June 2024 Cumulative

